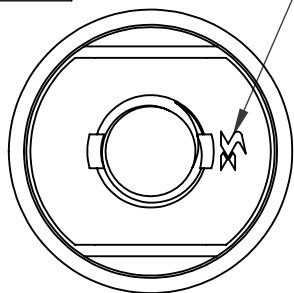

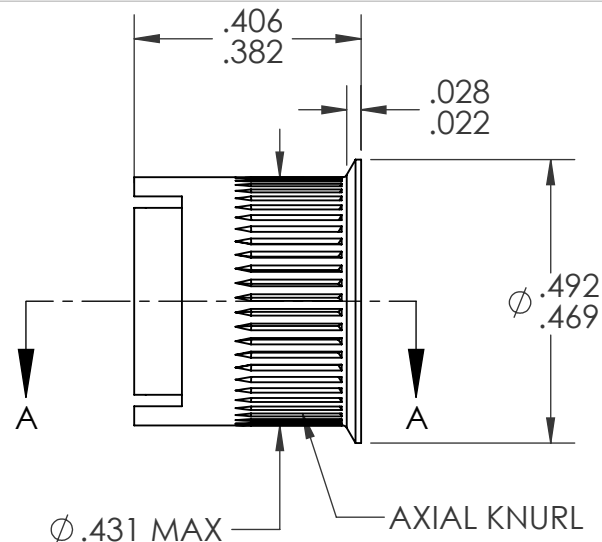


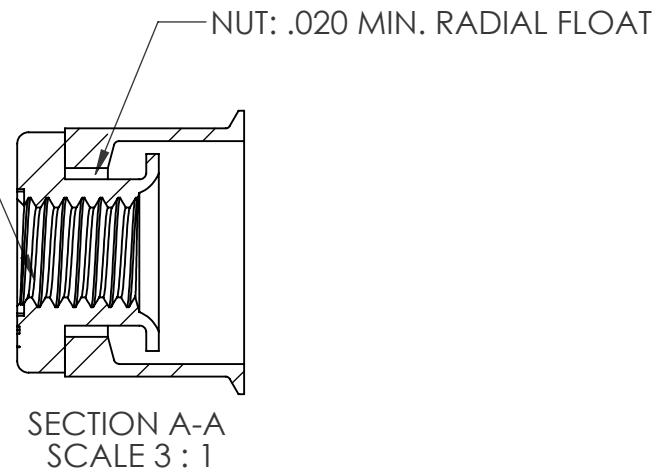
REVISIONS			
REV.	DESCRIPTION	DATE	ECN
A	INITIAL RELEASE	9/8/11	1447
B	UPDATE NUT'S MATERIAL	3/9/12	1491



HEAD STAMP



#10-32 UNF 2B
PER ASME B1.1
MINOR DIA.: .156 - .164



NOTE:

1. GRIP RANGE: .020 - .100
2. HOLE SIZE: .433 +.006/-.000 AFTER ALL APPLIED FINISHES.
3. INSTALLED LENGTH: .246 MAX
4. LUBRICATION: NONE
5. INSTALLATION TOOL: FLEX 5P/5S WITH HEADSET#: FL5-HS-1032SR

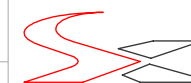
NOTE:

THIS PRODUCT CONFORMS TO IFI 100/107
TABLE 5A PREVAILING TORQUE:
1ST INSTALL: 17.0 IN-LB (MAX)
1ST REMOVAL: 2.5 IN-LB (MIN)
3RD REMOVAL: 1.0 IN-LB (MIN)

PATENT APPLIED FOR

PROPRIETARY AND CONFIDENTIAL
THIS DRAWING, AND THE INFORMATION CONTAINED HEREIN, ARE THE PROPERTY OF SHEREX AND ARE NOT TO BE USED IN ANY MANNER DETRIMENT TO THE INTEREST OF THE COMPANY.
SHEREX SOLUTIONS RESERVES THE RIGHT TO REVISE PART/DRAWING WITHOUT NOTICE.

		UNLESS OTHERWISE SPECIFIED:	NAME	DATE
		DIMENSIONS ARE IN INCHES TOLERANCES: ANGULAR: MACH ±1 BEND ±1 TWO PLACE DECIMAL ±.01 THREE PLACE DECIMAL ±.005	DRAWN	CL 9/8/11
		INTERPRET GEOMETRIC TOLERANCING PER: ASME Y14.5M-1994	CHECKED	
		MATERIAL BODY: C1008/C1010 NUT: C1008	ENG APPR.	JVK 9/8/11
		FINISH BODY & NUT: ZINC NICKEL ALLOY PER SHEREX SFS-01-002; SC1	MFG APPR.	
			Q.A.	JVK 9/8/11
			COMMENTS: E-mail: info@sherex.com www.sherex.com Phone: 866-474-3739 Fax: 716-875-0358	
NEXT ASSY	USED ON			
APPLICATION		DO NOT SCALE DRAWING		



TITLE:

SMALL FLANGE SHORT RIV-FLOAT
w/ MECH. LOCK

SIZE DWG. NO. REV
A RFSK2-1032-100MLZN **B**

SCALE: 2:1 WEIGHT: .0032 kg SHEET 1 OF 1